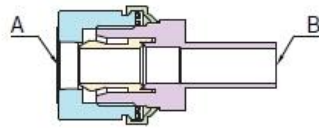


# SPACE SAVER

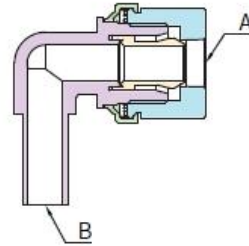
## UNION ADAPTOR

MEGA LOCK TYPE

UNION CONNECTOR ADAPTOR  
(TUBE END)



UNION ELBOW ADAPTOR  
(TUBE END)



IUCA - 12i - 12T - M1

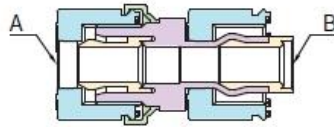
M1 : Mega Lock Type (사출 射出)

Size : B (T=Tube End)

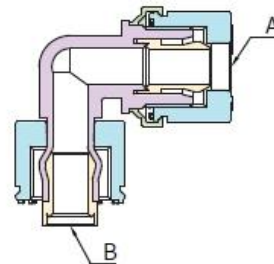
Tube Size : A (i=inch/m=mm)

IUCA : Innodis Union Connector Adaptor  
IUEA : Innodis Union Elbow Adaptor

UNION CONNECTOR ADAPTOR  
(SLEEVE & NUT SET)



UNION ELBOW ADAPTOR  
(SLEEVE & NUT SET)



IUCA - 12i - 12A - M1

M1 : Mega Lock Type (사출 射出)

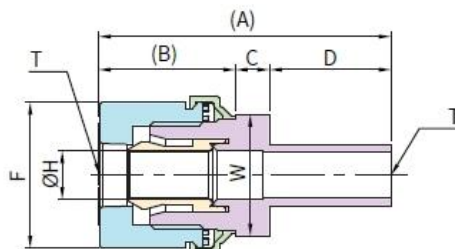
Size : B (A=Sleeve & Nut Set)

Tube Size : A (i=inch/m=mm)

IUCA : Innodis Union Connector Adaptor  
IUEA : Innodis Union Elbow Adaptor

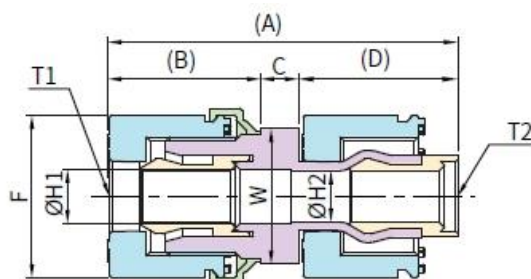
# UNION CONNECTOR ADAPTOR

## IUCA



▲ TUBE END TYPE

PART No.	Tube Size	(A)	(B)	C	D	ØH	F	W
metric connection <span style="float: right;">Dimension : mm</span>								
IUCA - 6m - 6T - M1	6 x 4	43.4	18.9	7	17.5	4	17	16
IUCA - 8m - 8T - M1	8 x 6	45.7	20.7	"	18	6	20	18
IUCA - 10m - 10T - M1	10 x 8	51.5	23.5	"	21	8	25	21
IUCA - 12m - 12mT - M1	12 x 10	60.2	28.2	"	25	10	30	25
IUCA - 19m - 19T - M1	19 x 15.8	76.4	35.4	10	31	16	40	34
IUCA - 25m - 25T - M1	25 x 22	95.1	41.9	14.2	39	22	50.5	43
Inch connection <span style="float: right;">Dimension : mm</span>								
IUCA - 14i - 14T - M1	1/4" x 5/32"	43.4	18.9	7	17.5	4	17	16
IUCA - 38i - 38T - M1	3/8" x 1/4"	51.5	23.5	"	21	8	25	21
IUCA - 12i - 12T - M1	1/2" x 3/8"	60.2	28.2	"	25	10	30	25
IUCA - 34i - 34T - M1	3/4" x 5/8"	76.4	35.4	10	31	16	40	34
IUCA - 1i - 1T - M1	1" x 7/8"	95.1	41.9	14.2	39	22	50.5	43



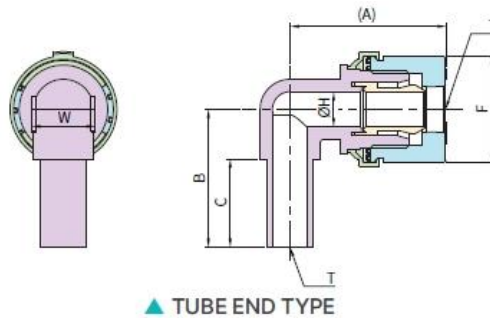
▲ SLEEVE & NUT SET

PART No.	Tube Size T1	Connectable Body Size T2	(A)	(B)	C	(D)	ØH1	ØH2	F	W
metric connection <span style="float: right;">Dimension : mm</span>										
IUCA - 6m - 6A - M1	6 x 4	6	45.3	18.9	7	19.4	4	4	17	16
IUCA - 8m - 8A - M1	8 x 6	8	49.3	20.7	"	21.6	6	6	20	18
IUCA - 10m - 10A - M1	10 x 8	10	54.9	23.5	"	24.4	8	8	25	21
IUCA - 12m - 12mA - M1	12 x 10	12	64.6	28.2	"	29.4	10	10	30	25
IUCA - 19m - 19A - M1	19 x 15.8	19	81.6	35.4	10	36.2	16	15.8	40	34
IUCA - 25m - 25A - M1	25 x 22	25	102.1	41.9	14.2	46	22	22	50.5	43
Inch connection <span style="float: right;">Dimension : mm</span>										
IUCA - 14i - 14A - M1	1/4" x 5/32"	1/4"	45.3	18.9	7	19.4	4	3.95	17	16
IUCA - 38i - 38A - M1	3/8" x 1/4"	3/8"	54.9	23.5	"	24.4	8	6.33	25	21
IUCA - 12i - 12A - M1	1/2" x 3/8"	1/2"	64.6	28.2	"	29.4	10	9.5	30	25
IUCA - 34i - 34A - M1	3/4" x 5/8"	3/4"	81.6	35.4	10	36.2	16	15.8	40	34
IUCA - 1i - 1A - M1	1" x 7/8"	1"	102.1	41.9	14.2	46	22	22.2	50.5	43

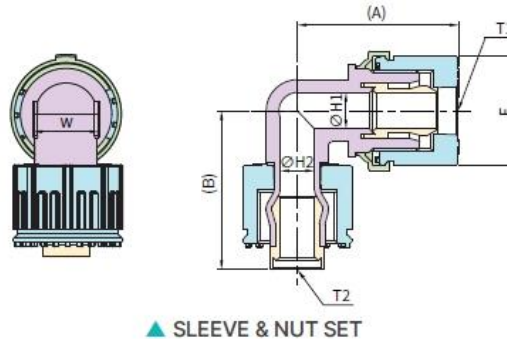
PART NO. 以外のサイズについてはお問い合わせください

# UNION ELBOW ADAPTOR

IUEA



PART No.	Tube Size	(A)	B	C	ØH	F	W
metric connection <span style="float: right;">Dimension : mm</span>							
IUEA - 6m - 6T - M1	6 x 4	30.4	27	17.5	4	17	9.6
IUEA - 8m - 8T - M1	8 x 6	33.7	29	18	6	20	13
IUEA - 10m - 10T - M1	10 x 8	37.7	33.2	21	8	25	14.8
IUEA - 12m - 12mT - M1	12 x 10	44.2	39	25	10	30	18
IUEA - 19m - 19T - M1	19 x 15.8	56.4	49.5	31	16	40	27
IUEA - 25m - 25T - M1	25 x 22	67.7	61.8	39	22	50.5	34
Inch connection <span style="float: right;">Dimension : mm</span>							
IUEA - 14i - 14T - M1	1/4" x 5/32"	30.4	27	17.5	4	17	9.6
IUEA - 38i - 38T - M1	3/8" x 1/4"	37.7	33.2	21	8	25	14.8
IUEA - 12i - 12T - M1	1/2" x 3/8"	44.2	39	25	10	30	18
IUEA - 34i - 34T - M1	3/4" x 5/8"	56.4	49.5	31	16	40	27
IUEA - 1i - 1T - M1	1" x 7/8"	67.7	61.8	39	22	50.5	34



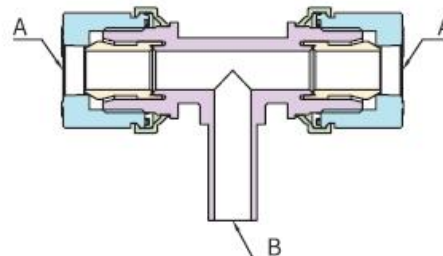
PART No.	Tube Size T1	Connectable Body Size T2	(A)	(B)	ØH1	ØH2	F	W
metric connection <span style="float: right;">Dimension : mm</span>								
IUEA - 6m - 6A - M1	6 x 4	6	30.4	28.9	4	4	17	9.6
IUEA - 8m - 8A - M1	8 x 6	8	33.7	32.6	6	6	20	13
IUEA - 10m - 10A - M1	10 x 8	10	37.7	36.6	8	8	25	14.8
IUEA - 12m - 12mA - M1	12 x 10	12	44.2	43.4	10	10	30	18
IUEA - 19m - 19A - M1	19 x 15.8	19	56.4	54.7	16	15.8	40	27
IUEA - 25m - 25A - M1	25 x 22	25	67.7	68.8	22	22	50.5	34
Inch connection <span style="float: right;">Dimension : mm</span>								
IUEA - 14i - 14A - M1	1/4" x 5/32"	1/4"	30.4	28.9	4	3.95	17	9.6
IUEA - 38i - 38A - M1	3/8" x 1/4"	3/8"	37.7	36.6	8	6.33	25	14.8
IUEA - 12i - 12A - M1	1/2" x 3/8"	1/2"	44.2	43.4	10	9.5	30	18
IUEA - 34i - 34A - M1	3/4" x 5/8"	3/4"	56.4	54.7	16	15.8	40	27
IUEA - 1i - 1A - M1	1" x 7/8"	1"	67.7	68.8	22	22.2	50.5	34

PART NO. 以外のサイズについてはお問い合わせください

# UNION TEE ADAPTOR

TYPE a

## UNION TEE ADAPTOR (TUBE END)

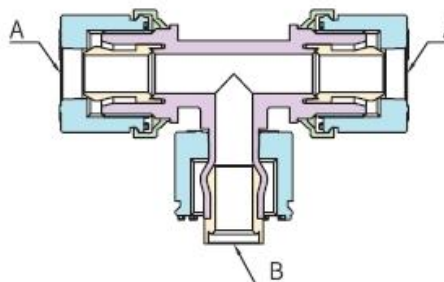


\* Type : a

IUTA - 12i - 12T - M1a

M1 : Mega Lock Type (사출射出)  
a : Type  
Size : B (T=Tube End)  
Tube Size : A (i=inch/m=mm)  
IUTA : Innodis Union Tee Adaptor

## UNION TEE ADAPTOR (SLEEVE & NUT SET)



\* Type : a

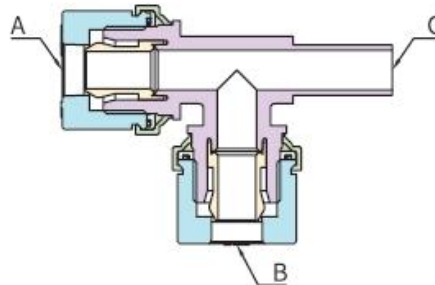
IUTA - 12i - 12A - M1a

M1 : Mega Lock Type (사출射出)  
a : Type  
Size : B (A=Sleeve & Nut Set)  
Tube Size : A (i=inch/m=mm)  
IUTA : Innodis Union Tee Adaptor

# UNION TEE ADAPTOR

TYPE b

## UNION TEE ADAPTOR (TUBE END)



\* Type : b

IUTA - 12i - 12i - 12T - M1b

M1 : Mega Lock Type (사출射出)

b : Type

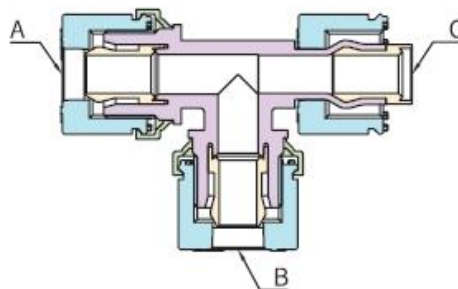
Size : C (T=Tube End)

Tube Size : B (i=inch/m=mm)

Tube Size : A (i=inch/m=mm)

IUTA : Innodis Union Tee Adaptor

## UNION TEE ADAPTOR (SLEEVE & NUT SET)



\* Type : b

IUTA - 12i - 12i - 12A - M1b

M1 : Mega Lock Type (사출射出)

b : Type

Size : C (A=Sleeve & Nut Set)

Tube Size : B (i=inch/m=mm)

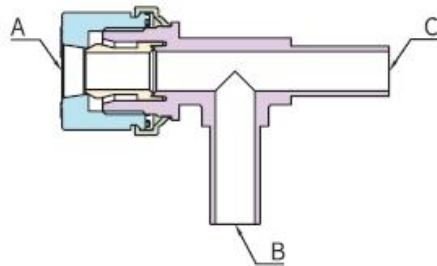
Tube Size : A (i=inch/m=mm)

IUTA : Innodis Union Tee Adaptor

# UNION TEE ADAPTOR

TYPE c

## UNION TEE ADAPTOR (TUBE END)

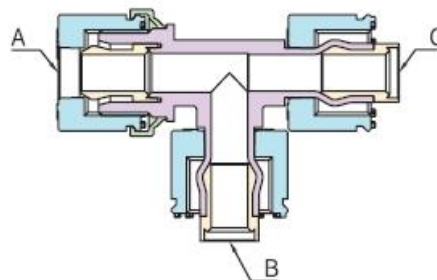


\* Type : c

IUTA - 12i - 12T - 12T - M1c

M1 : Mega Lock Type (사출射出)  
c : Type  
Size : C (T=Tube End)  
Size : B (T=Tube End)  
Tube Size : A (i=inch/m=mm)  
IUTA : Innodis Union Tee Adaptor

## UNION TEE ADAPTOR (SLEEVE & NUT SET)



\* Type : c

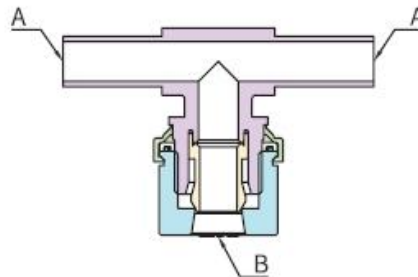
IUTA - 12i - 12A - 12A - M1c

M1 : Mega Lock Type (사출射出)  
c : Type  
Size : C (A=Sleeve & Nut Set)  
Size : B (A=Sleeve & Nut Set)  
Tube Size : A (i=inch/m=mm)  
IUTA : Innodis Union Tee Adaptor

# UNION TEE ADAPTOR

TYPE d

## UNION TEE ADAPTOR (TUBE END)



\* Type : d

IUTA - 12T - 12i - M1d

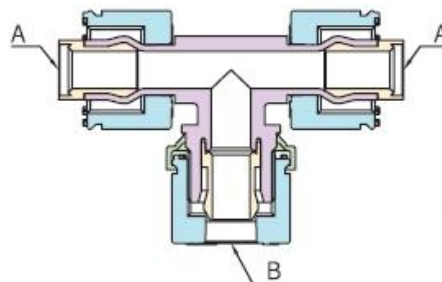
M1 : Mega Lock Type (사출 射出)  
d : Type

Tube Size : B (i=inch/m=mm)

Size : A (T=Tube End)

IUTA : Innodis Union Tee Adaptor

## UNION TEE ADAPTOR (SLEEVE & NUT SET)



\* Type : d

IUTA - 12A - 12i - M1d

M1 : Mega Lock Type (사출 射出)  
d : Type

Tube Size : B (i=inch/m=mm)

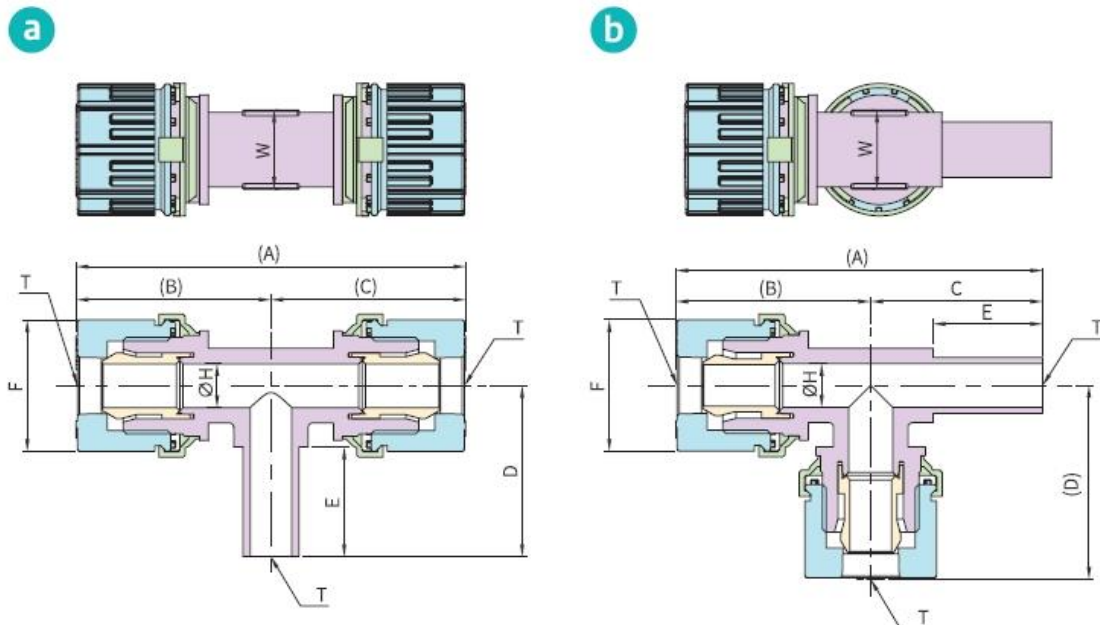
Size : A (A=Sleeve & Nut Set)

IUTA : Innodis Union Tee Adaptor



# UNION TEE ADAPTOR

IUTA (TUBE END TYPE)



## METRIC TUBE TYPE

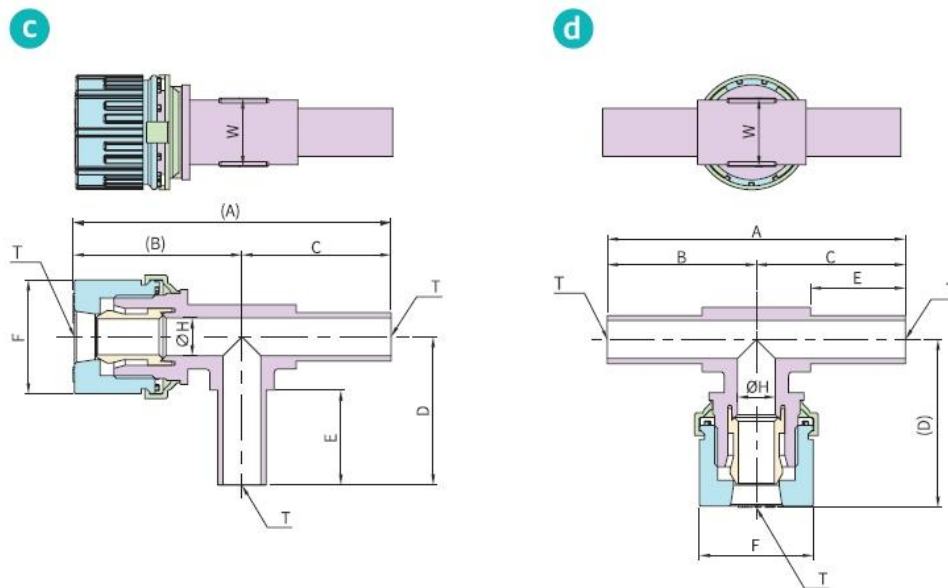
PART No.		Tube Size	A(A)	B(B)	C(C)	D(D)	E	ØH	F	W
metric connection			Dimension : mm							
IUTA - 6T - 6m - M1	d	6 x 4	54	27	27	30.4	17.5	4	17	9.6
IUTA - 6m - 6T - 6T - M1	c	"	57.4	30.4	"	27	"	"	"	"
IUTA - 6m - 6T - M1	a	"	60.8	"	30.4	"	"	"	"	"
IUTA - 6m - 6m - 6T - M1	b	"	57.4	"	27	30.4	"	"	"	"
IUTA - 8T - 8m - M1	d	8 x 6	58	29	29	33.7	18	6	20	13
IUTA - 8m - 8T - 8T - M1	c	"	62.7	33.7	"	29	"	"	"	"
IUTA - 8m - 8T - M1	a	"	67.4	"	33.7	"	"	"	"	"
IUTA - 8m - 8m - 8T - M1	b	"	62.7	"	29	33.7	"	"	"	"
IUTA - 10T - 10m - M1	d	10 x 8	66.8	33.4	33.4	37.8	21	8	25	14.8
IUTA - 10m - 10T - 10T - M1	c	"	71.3	37.9	"	33.3	"	"	"	"
IUTA - 10m - 10T - M1	a	"	75.8	"	37.9	"	"	"	"	"
IUTA - 10m - 10m - 10T - M1	b	"	71.3	"	33.4	37.8	"	"	"	"
IUTA - 12mT - 12m - M1	d	12 x 10	78.5	39.25	39.25	44.2	25	10	30	18
IUTA - 12m - 12mT - 12mT - M1	c	"	83.7	44.45	"	39	"	"	"	"
IUTA - 12m - 12mT - M1	a	"	88.9	"	44.45	"	"	"	"	"
IUTA - 12m - 12m - 12mT - M1	b	"	83.7	"	39.25	44.2	"	"	"	"
IUTA - 19T - 19m - M1	d	19 x 15.8	99	49.5	49.5	56.4	31	16	40	27
IUTA - 19m - 19T - 19T - M1	c	"	105.9	56.4	"	49.5	"	"	"	"
IUTA - 19m - 19T - M1	a	"	112.8	"	56.4	"	"	"	"	"
IUTA - 19m - 19m - 19T - M1	b	"	105.9	"	49.5	56.4	"	"	"	"
IUTA - 25T - 25m - M1	d	25 x 22	124	62	62	67.9	39	22	50.5	34
IUTA - 25m - 25T - 25T - M1	c	"	129.9	67.9	"	62	"	"	"	"
IUTA - 25m - 25T - M1	a	"	135.8	"	67.9	"	"	"	"	"
IUTA - 25m - 25m - 25T - M1	b	"	129.9	"	62	67.9	"	"	"	"

PART NO. 以外のサイズについてはお問い合わせください



# UNION TEE ADAPTOR

IUTA (TUBE END TYPE)



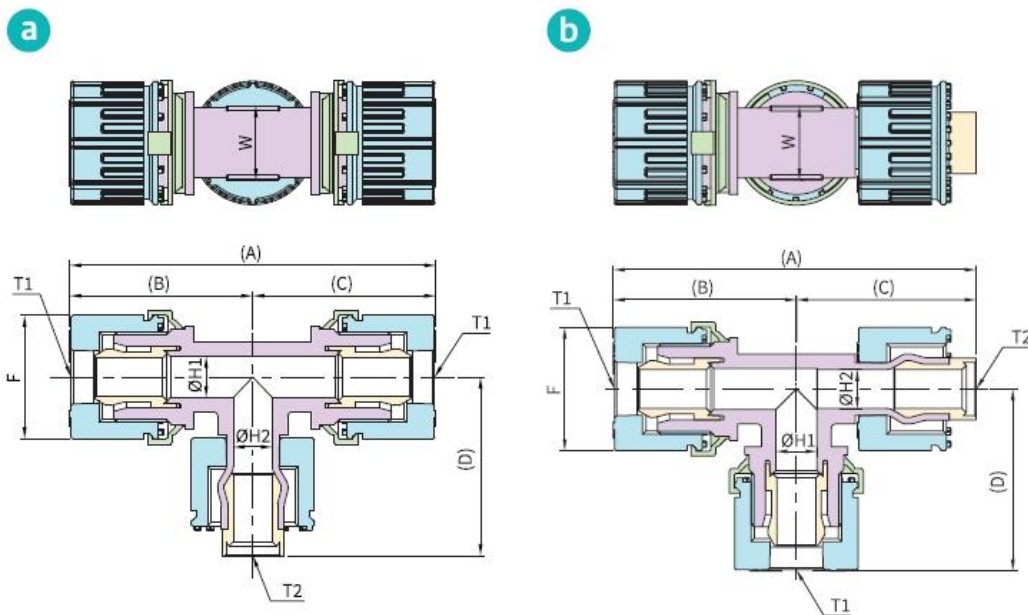
## INCH TUBE TYPE

PART No.		Tube Size	A(A)	B(B)	C(C)	D(D)	E	ØH	F	W
Inch connection			Dimension : mm							
IUTA - 14T - 14i - M1	d	1/4" x 5/32"	53	26.5	26.5	30.4	17.5	4	17	9.6
IUTA - 14i - 14T - 14T - M1	c	"	56.9	30.4	"	26.5	"	"	"	"
IUTA - 14i - 14T - M1	a	"	60.8	"	30.4	"	"	"	"	"
IUTA - 14i - 14i - 14T - M1	b	"	56.9	"	26.5	30.4	"	"	"	"
IUTA - 38T - 38i - M1	d	3/8" x 1/4"	66.8	33.4	33.4	37.8	21	8	25	14.8
IUTA - 38i - 38T - 38T - M1	c	"	71.3	37.9	"	33.3	"	"	"	"
IUTA - 38i - 38T - M1	a	"	75.8	"	37.9	"	"	"	"	"
IUTA - 38i - 38i - 38T - M1	b	"	71.3	"	33.4	37.8	"	"	"	"
IUTA - 12T - 12i - M1	d	1/2" x 3/8"	78.5	39.25	39.25	44.2	25	10	30	18
IUTA - 12i - 12T - 12T - M1	c	"	83.7	44.45	"	39	"	"	"	"
IUTA - 12i - 12T - M1	a	"	88.9	"	44.45	"	"	"	"	"
IUTA - 12i - 12i - 12T - M1	b	"	83.7	"	39.25	44.2	"	"	"	"
IUTA - 34T - 34i - M1	d	3/4" x 5/8"	99	49.5	49.5	56.4	31	16	40	27
IUTA - 34i - 34T - 34T - M1	c	"	105.9	56.4	"	49.5	"	"	"	"
IUTA - 34i - 34T - M1	a	"	112.8	"	56.4	"	"	"	"	"
IUTA - 34i - 34i - 34T - M1	b	"	105.9	"	49.5	56.4	"	"	"	"
IUTA - 1T - 1i - M1	d	1" x 7/8"	124	62	62	67.9	39	22	50.5	34
IUTA - 1i - 1T - 1T - M1	c	"	129.9	67.9	"	62	"	"	"	"
IUTA - 1i - 1T - M1	a	"	135.8	"	67.9	"	"	"	"	"
IUTA - 1i - 1i - 1T - M1	b	"	129.9	"	62	67.9	"	"	"	"

PART NO. 以外のサイズについてはお問い合わせください

# UNION TEE ADAPTOR

IUTA (SLEEVE & NUT SET)



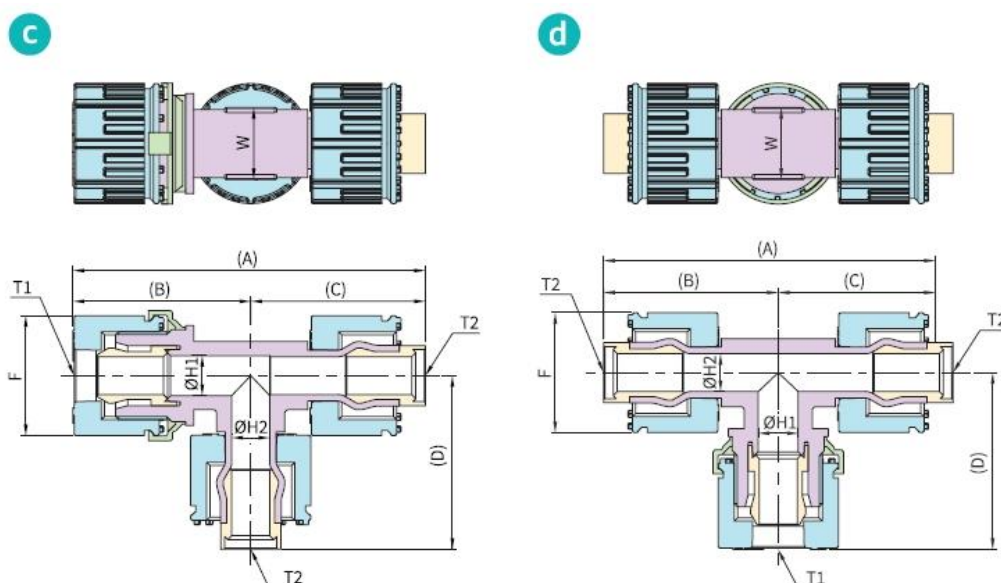
## METRIC TUBE TYPE

PART No.		Tube Size T1	Connectable Body Size T2	(A)	(B)	(C)	(D)	ØH1	ØH2	F	W
metric connection										Dimension: mm	
IUTA - 6A - 6m - M1	d	6 x 4	6	57.8	28.9	28.9	30.4	4	4	17	9.6
IUTA - 6m - 6A - 6A - M1	c	"	"	59.3	30.4	"	28.9	"	"	"	"
IUTA - 6m - 6A - M1	a	"	"	60.8	"	30.4	"	"	"	"	"
IUTA - 6m - 6m - 6A - M1	b	"	"	59.3	"	28.9	30.4	"	"	"	"
IUTA - 8A - 8m - M1	d	8 x 6	8	65.2	32.6	32.6	33.7	6	6	20	13
IUTA - 8m - 8A - 8A - M1	c	"	"	66.3	33.7	"	32.6	"	"	"	"
IUTA - 8m - 8A - M1	a	"	"	67.4	"	33.7	"	"	"	"	"
IUTA - 8m - 8m - 8A	b	"	"	66.3	"	32.6	33.7	"	"	"	"
IUTA - 10A - 10m - M1	d	10 x 8	10	73.6	36.8	36.8	37.8	8	8	25	14.8
IUTA - 10m - 10A - 10A - M1	c	"	"	74.7	37.9	"	36.7	"	"	"	"
IUTA - 10m - 10A - M1	a	"	"	75.8	"	37.9	"	"	"	"	"
IUTA - 10m - 10m - 10A - M1	b	"	"	74.7	"	36.8	37.8	"	"	"	"
IUTA - 12mA - 12m - M1	d	12 x 10	12	87.3	43.65	43.65	44.2	10	10	30	18
IUTA - 12m - 12mA - 12mA - M1	c	"	"	88.1	44.45	"	43.4	"	"	"	"
IUTA - 12m - 12mA - M1	a	"	"	88.9	"	44.45	"	"	"	"	"
IUTA - 12m - 12m - 12mA - M1	b	"	"	88.1	"	43.65	44.2	"	"	"	"
IUTA - 19A - 19m - M1	d	19 x 15.8	19	109.4	54.7	54.7	56.4	16	15.8	40	27
IUTA - 19m - 19A - 19A - M1	c	"	"	111.1	56.4	"	54.7	"	"	"	"
IUTA - 19m - 19A - M1	a	"	"	112.8	"	56.4	"	"	"	"	"
IUTA - 19m - 19m - 19A - M1	b	"	"	111.1	"	54.7	56.4	"	"	"	"
IUTA - 25A - 25m - M1	d	25 x 22	25	138	69	69	67.9	22	22	50.5	34
IUTA - 25m - 25A - 25A - M1	c	"	"	136.9	67.9	"	69	"	"	"	"
IUTA - 25m - 25A - M1	a	"	"	135.8	"	67.9	"	"	"	"	"
IUTA - 25m - 25m - 25A - M1	b	"	"	136.9	"	69	67.9	"	"	"	"

PART NO. 以外のサイズについてはお問い合わせください

# UNION TEE ADAPTOR

IUTA (SLEEVE & NUT SET)



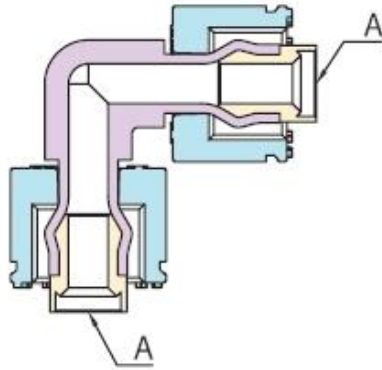
## INCH TUBE TYPE

PART No.		Tube Size T1	Connectable Body Size T2	(A)	(B)	(C)	(D)	ØH1	ØH2	F	W
Inch connection				Dimension : mm							
IUTA - 14A - 14i - M1	d	1/4" x 5/32"	1/4"	57.8	28.9	28.9	30.4	4	3.95	17	9.6
IUTA - 14i - 14A - 14A - M1	c	"	"	59.3	30.4	"	28.9	"	"	"	"
IUTA - 14i - 14A - M1	a	"	"	60.8	"	30.4	"	"	"	"	"
IUTA - 14i - 14i - 14A - M1	b	"	"	59.3	"	28.9	30.4	"	"	"	"
IUTA - 38A - 38i - M1	d	3/8" x 1/4"	3/8"	73.6	36.8	36.8	37.8	8	6.33	25	14.8
IUTA - 38i - 38A - 38A - M1	c	"	"	74.7	37.9	"	36.7	"	"	"	"
IUTA - 38i - 38A - M1	a	"	"	75.8	"	37.9	"	"	"	"	"
IUTA - 38i - 38i - 38A - M1	b	"	"	74.7	"	36.8	37.8	"	"	"	"
IUTA - 12A - 12i - M1	d	1/2" x 3/8"	1/2"	87.3	43.65	43.65	44.2	10	9.5	30	18
IUTA - 12i - 12A - 12A - M1	c	"	"	88.1	44.45	"	43.4	"	"	"	"
IUTA - 12i - 12A - M1	a	"	"	88.9	"	44.45	"	"	"	"	"
IUTA - 12i - 12i - 12A - M1	b	"	"	88.1	"	43.65	44.2	"	"	"	"
IUTA - 34A - 34i - M1	d	3/4" x 5/8"	3/4"	109.4	54.7	54.7	56.4	16	15.8	40	27
IUTA - 34i - 34A - 34A - M1	c	"	"	111.1	56.4	"	54.7	"	"	"	"
IUTA - 34i - 34A - M1	a	"	"	112.8	"	56.4	"	"	"	"	"
IUTA - 34i - 34i - 34A - M1	b	"	"	111.1	"	54.7	56.4	"	"	"	"
IUTA - 1A - 1i - M1	d	1" x 7/8"	1"	138	69	69	67.9	22	22.2	50.5	34
IUTA - 1i - 1A - 1A - M1	c	"	"	136.9	67.9	"	69	"	"	"	"
IUTA - 1i - 1A - M1	a	"	"	135.8	"	67.9	"	"	"	"	"
IUTA - 1i - 1i - 1A - M1	b	"	"	136.9	"	69	67.9	"	"	"	"

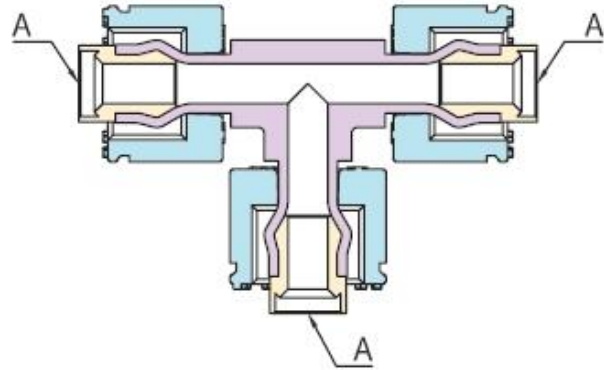
PART NO. 以外のサイズについてはお問い合わせください

# ADAPTOR

ELBOW ADAPTOR  
(SLEEVE & NUT SET)



TEE ADAPTOR  
(SLEEVE & NUT SET)



IEA - 12A - 12A - M1

M1 : Mega Lock Type (사출 射出)

Size : (A=Sleeve & Nut Set)

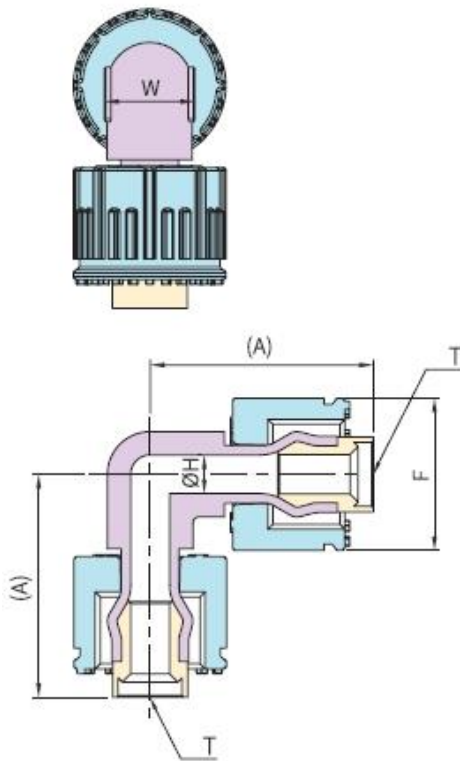
IEA : Innodis Elbow Adaptor

ITA : Innodis TEE Adaptor



# ELBOW ADAPTOR

IEA (SLEEVE & NUT SET)

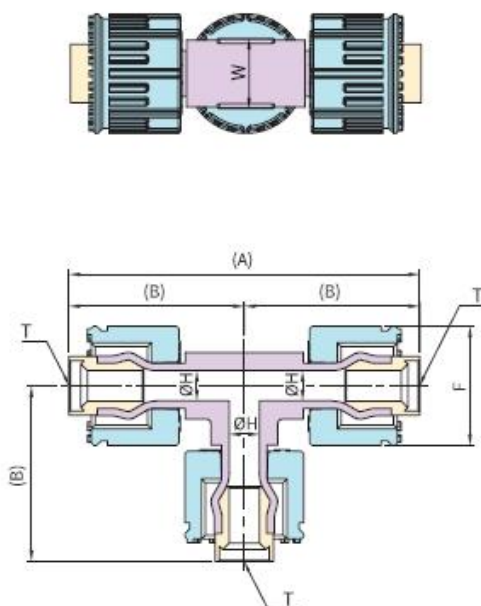


PART No.	Connectable Body Size T	(A)	ØH	F	W
metric connection		Dimension : mm			
IEA - 6A - 6A - M1	6	28.9	4	17	9.6
IEA - 8A - 8A - M1	8	12.5	6	20	12.5
IEA - 10A - 10A - M1	10	36.6	8	25	14.8
IEA - 12mA - 12mA - M1	12	43.4	10	30	18
IEA - 19A - 19A - M1	19	54.7	15.8	40	27
IEA - 25A - 25A - M1	25	68.8	22	50.5	34
Inch connection		Dimension : mm			
IEA - 14A - 14A - M1	1/4"	28.9	3.95	17	9.6
IEA - 38A - 38A - M1	3/8"	36.6	6.33	25	14.8
IEA - 12A - 12A - M1	1/2"	43.4	9.5	30	18
IEA - 34A - 34A - M1	3/4"	54.7	15.8	40	27
IEA - 1A - 1A - M1	1"	68.8	22.2	50.5	34

・PART NO. 외에 사이즈는 영업부에 문의하여 주시기 바랍니다  
PART NO. 以外のサイズについては、営業部にお問い合わせください。

# TEE ADAPTOR

ITA (SLEEVE & NUT SET)

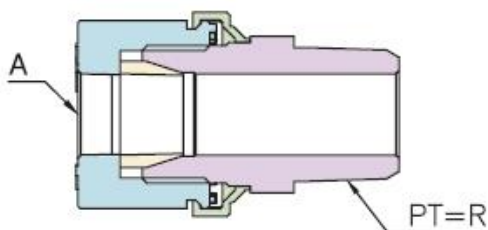


PART No.	Connectable Body Size T	(A)	(B)	ØH	F	W
metric connection		Dimension : mm				
ITA - 6A - 6A - M1	6	57.8	28.9	4	17	9.6
ITA - 8A - 8A - M1	8	65.2	32.6	6	20	13
ITA - 10A - 10A - M1	10	73.6	36.8	8	25	14.8
ITA - 12mA - 12mA - M1	12	87.3	43.4	10	30	18
ITA - 19A - 19A - M1	19	109.4	54.7	15.8	40	27
ITA - 25A - 25A - M1	25	138	69	22	50.5	34
Inch connection		Dimension : mm				
ITA - 14A - 14A - M1	1/4"	57.8	28.9	3.95	17	9.6
ITA - 38A - 38A - M1	3/8"	73.6	36.8	6.33	25	14.8
ITA - 12A - 12A - M1	1/2"	87.3	43.4	9.5	30	18
ITA - 34A - 34A - M1	3/4"	109.4	54.7	15.8	40	27
ITA - 1A - 1A - M1	1"	138	69	22.2	50.5	34

・PART NO. 외에 사이즈는 영업부에 문의하여 주시기 바랍니다  
PART NO. 以外のサイズについては、営業部にお問い合わせください。

# MALE CONNECTOR THROUGH

## FERRULE TYPE



MALE CONNECTOR THROUGH  
(FERRULE TYPE)

IMCF - 12i - R12 - M1

M1 : Mega Lock Type (사출射出)

Size : R=PT

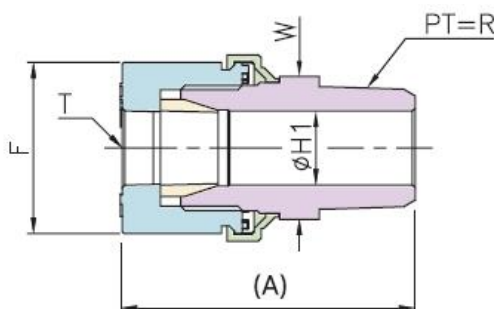
Tube Size : A (i=inch/m=mm)

IMCF : Innodis Male Connector Ferrule

圧力やシールを要する区間は、拡張型フィッティングの使用をお勧めします

# MALE CONNECTOR THROUGH

## IMCF | FERRULE TYPE



PART No.	Tube Size	Thread Size	(A)	ØH1	F	W
metric connection (R=PT)			Dimension : mm			
IMCF - 6m - R18 - M1	6 x 4	R 1/8	34.9	6.5	17.3	16
IMCF - 6m - R14 - M1	"	R 1/4	38.9	"	"	"
IMCF - 6m - R38 - M1	"	R 3/8	"	10	"	"
IMCF - 8m - R14 - M1	8 x 6	R 1/4	40.7	8.2	19.5	18
IMCF - 8m - R38 - M1	"	R 3/8	"	"	"	"
IMCF - 8m - R12 - M1	"	R 1/2	44.7	"	22.7	21
IMCF - 10m - R38 - M1	10 x 8	R 3/8	43.5	10.2	"	"
IMCF - 10m - R12 - M1	"	R 1/2	47.5	"	"	"
IMCF - 12m - R38 - M1	12 x 10	R 3/8	48.2	12.2	27	25
IMCF - 12m - R12 - M1	"	R 1/2	52.2	"	"	"
IMCF - 19m - R34 - M1	19 x 15.8	R 3/4	64.4	19.2	36.8	34
IMCF - 25m - R1 - M1	25 x 22	R 1	78.1	25.6	46.5	43
Inch connection (R=PT)			Dimension : mm			
IMCF - 14i - R18 - M1	1/4" x 5/32"	R 1/8	34.9	6.5	17.3	16
IMCF - 14i - R14 - M1	"	R 1/4	38.9	"	"	"
IMCF - 14i - R38 - M1	"	R 3/8	"	10	"	"
IMCF - 38i - R38 - M1	3/8" x 1/4"	R 3/8	43.5	9.7	22.7	21
IMCF - 38i - R12 - M1	"	R 1/2	47.5	"	"	"
IMCF - 12i - R38 - M1	1/2" x 3/8"	R 3/8	48.2	13	27	25
IMCF - 12i - R12 - M1	"	R 1/2	52.2	"	"	"
IMCF - 34i - R34 - M1	3/4" x 5/8"	R 3/4	64.4	19.2	36.8	34
IMCF - 1i - R1 - M1	1" x 7/8"	R 1	78.1	25.6	46.5	43

PART NO. 以外のサイズについてはお問い合わせください